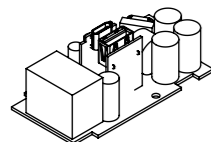
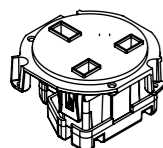


30W USB AC MODUAL = U


USE SC\_CMS131\_11 WHEN INSTALLING USB



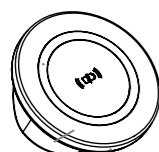
65W USB AC MODUAL = W



UK NON-FUSED OUTLET = C

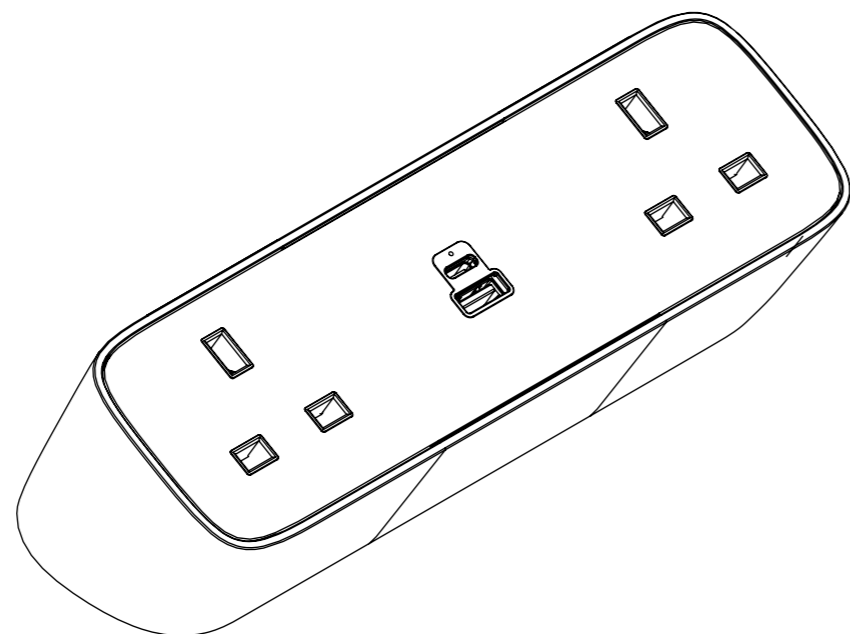


HELIPAD (15W) = P



HELIPAD (15W) = J3 NON-QI2

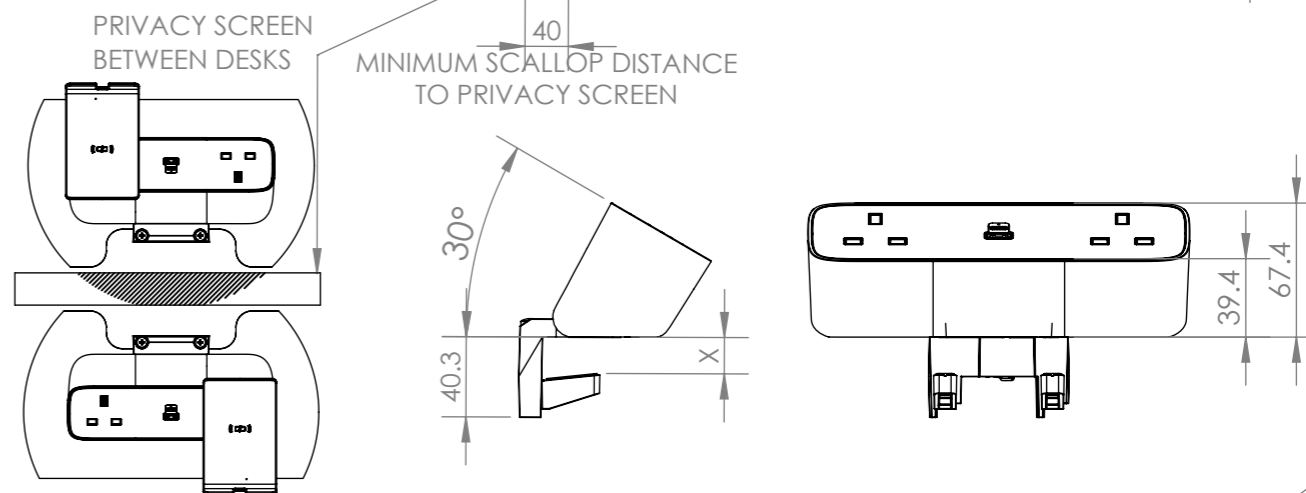
**FACTORY ONLY INSERTABLE MODULES  
REFER PAGE 2 FOR MODULE  
CONFIGURATION**



### ABOVE DESK CLAMP

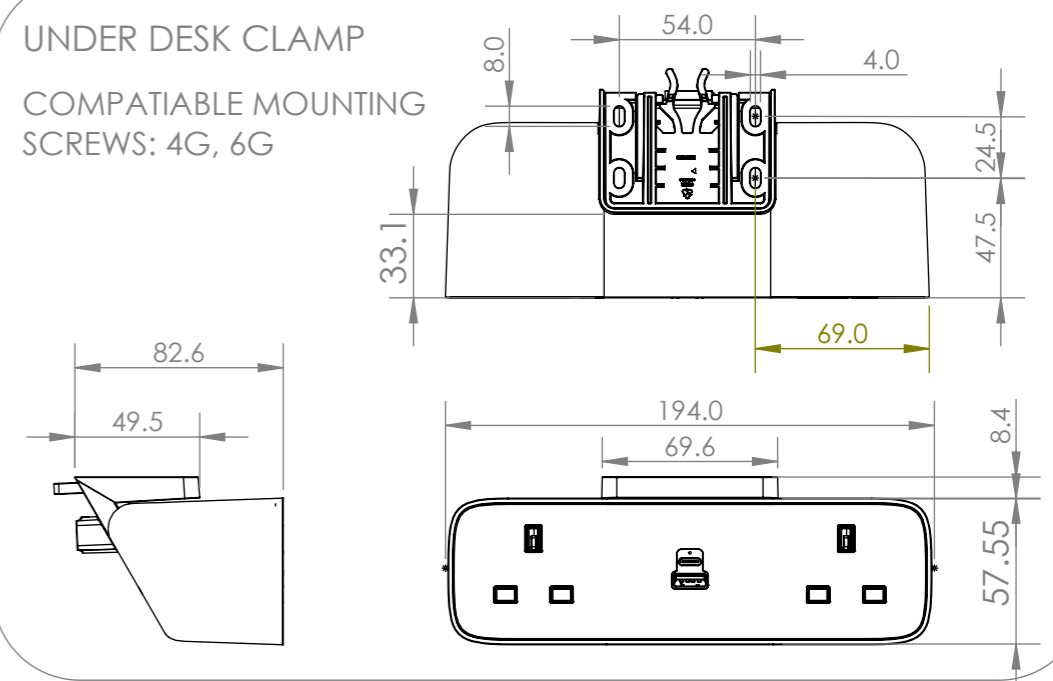
MIN TABLE THICKNESS: 20MM  
MAX TABLE THICKNESS 32MM

NOTE:  
TABLE SCALLOP OF 40mm MINIMUM  
REQUIRED WHEN USING HELISTAND  
& PRIVACY SCREEN TO ALLOW  
ADDITIONAL SPACE FOR LARGER  
PHONES



### UNDER DESK CLAMP

COMPATIBLE MOUNTING  
SCREWS: 4G, 6G



CUSTOMER SIGNATURE:

MATERIAL: PC FR

FINISH: FINE EDM / POLISHED / FABRIC

COLOUR: REFER TABLE

TOLERANCES UNLESS OTHERWISE STATED:

X ±0.5  
X.X ±0.2  
X.XX ±0.1  
X.XXX ±0.05  
ANG ±0.5°



**CMS Electracom**

COPYRIGHT © 2020

TITLE:

VIVA TRIO XL NON-QI2 UK NON-FUSED CONFIGURATIONS

DRAWING:

LU48451

REV:

1

A3

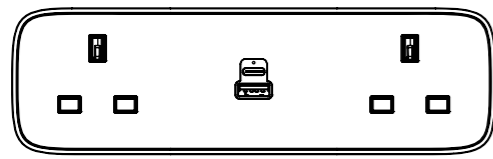
1	RELEASED FOR PRODUCTION	22/5/2025	JB	RG
REV	DESCRIPTION	DATE	DRWN	APPV
REVISIONS				

THIS DRAWING & ASSOCIATED CAD FILES ARE ISSUED IN THE STRICTEST CONFIDENCE AND ARE ONLY TO BE USED IN THE COMMERCIAL INTERESTS OF CMS ELECTRACOM PTY LTD

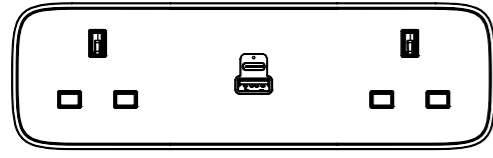
DRAWN IN mm TO AS1100 DO NOT SCALE

SCALE 1:2

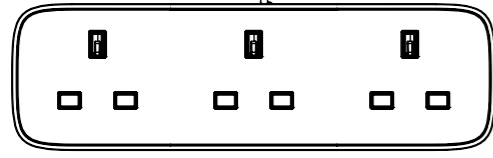
SHEET 1 OF 6




VT\*CUCXxxXX



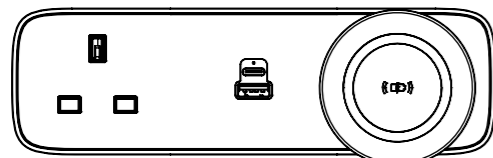
VT\*CWCXxxXX



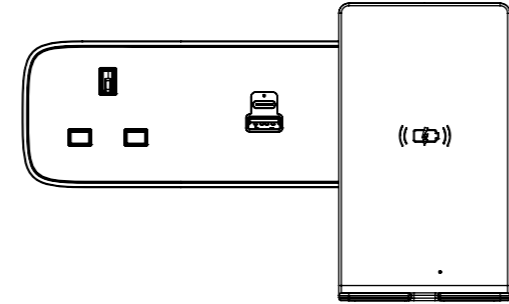
VT\*CCCXxxXX



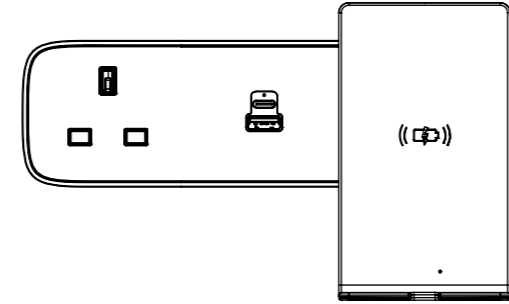
VT\*CUJ3XxxXX  
ABOVE DESK CLAMP ONLY



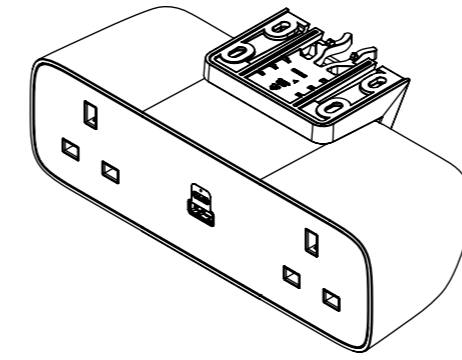
VT\*CWJ3XxxXX  
ABOVE DESK CLAMP ONLY



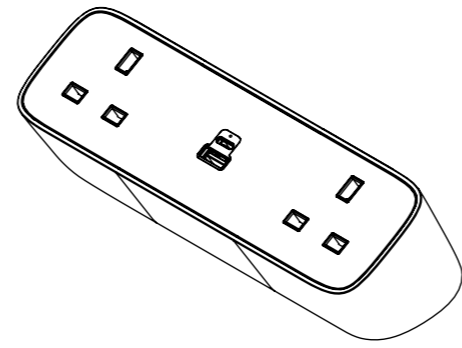
VT\*CUPXxxXX  
ABOVE DESK CLAMP ONLY



VT\*CWPXxxXX  
ABOVE DESK CLAMP ONLY

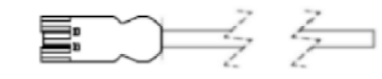


Z = UNDER DESK CLAMP



S = ABOVE DESK CLAMP

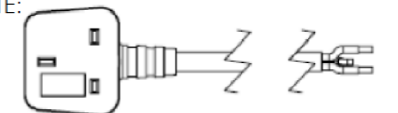
NOTE:



CABLE TYPE: 3 CORE x 1.5mm<sup>2</sup>  
DESCRIPTION: GST PLUG LEAD  
COLOUR: WHITE OR BLACK  
(REFER TO PURCHASE ORDER)  
LENGTH (mm):

xx	LENGTH (mm)
05	500
10	1000
15	1500
20	2000
25	2500
30	3000
35	3500
40	4000
45	4500
50	5000

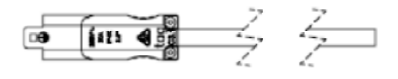
NOTE:



CABLE TYPE: 3 CORE x 1.5mm<sup>2</sup>  
DESCRIPTION: BRITISH 13A PLUG LEAD  
COLOUR: WHITE OR BLACK  
(REFER TO PURCHASE ORDER)  
LENGTH (mm):

xx	LENGTH (mm)
05	500
10	1000
15	1500
20	2000
25	2500
30	3000
35	3500
40	4000
45	4500
50	5000

NOTE:



CABLE TYPE: 3 CORE x 1.5mm<sup>2</sup>  
DESCRIPTION: C-CONNECTOR LEAD  
COLOUR: WHITE OR BLACK  
(REFER TO PURCHASE ORDER)  
LENGTH (mm):

xx	LENGTH (mm)
05	500
10	1000
15	1500
20	2000
25	2500
30	3000
35	3500
40	4000
45	4500
50	5000

**PART NUMBER:** (REFER CONFIGURATION)xxXX  
NOTE - \* - CLAMP TYPE - (S = ABOVE DESK OR Z = UNDER DESK)  
X - LEAD TYPE (BS PLUG = B), (GST CONNECTOR = W), (C3.1 CONNECTOR = C)  
xx - LENGTH - 05 / 10 / 15 / 20 / 25 / 30 / 35 / 40 / 45 / 50  
XX - COLOUR - W / B + 1 / 2 / 3 / 4 + (OPTIONAL) A / B / C / D

COLOUR VARIATIONS	
PART NUMBER	DESCRIPTION
W	WHITE BODY & CLAMP
B	BLACK BODY & CLAMP
1	WHITE DECAL GLOSS
2	WHITE DECAL MATT
3	BLACK DECAL GLOSS
4	BLACK DECAL MATT
FABRIC FINISH REFER TO LU38547	
A	FABRIC COLOUR 1
B	FABRIC COLOUR 2
C	FABRIC COLOUR 3
D	FABRIC COLOUR 4

<b>CUSTOMER SIGNATURE:</b>	<b>TOLERANCES UNLESS OTHERWISE STATED:</b>  X ±0.5 X.X ±0.2 X.XX ±0.1 X.XXX ±0.05 ANG ±0.5°
<b>MATERIAL:</b> PC FR	
<b>FINISH:</b> FINE EDM / POLISHED / FABRIC	
<b>COLOUR:</b> REFER TABLE	
THIS DRAWING & ASSOCIATED CAD FILES ARE ISSUED IN THE STRICTEST CONFIDENCE AND ARE ONLY TO BE USED IN THE COMMERCIAL INTERESTS OF CMS ELECTRACOM PTY LTD	DRAWN IN mm TO AS1100 DO NOT SCALE



<b>TITLE:</b> VIVA TRIO XL NON-Q12 UK NON-FUSED CONFIGURATIONS		
<b>DRAWING:</b> LU48451	<b>REV:</b> 1	<b>A3</b>
SCALE 1:2	SHEET 2 OF 6	