


SW18 Series


Softwired GPO

The SW18 series is available in a wide range of configurations including switched, round earth and rotated.


Auto Switched



Round Earth , Switched



Panel Brackets



Colours Available

● Black ○ White ● Silver ● Red

More colour options available on request (minimum order quantity applies)

Key Features

- » No tools required to install in duct or panel mount.
- » Slim and compact design (only 18.5mm from under face plate).
- » Mounting options include: thin panel (up to 2mm thick), thick panel (greater than 2mm thick),
- » Standard module will snap directly into panel cut-out up to 2mm thick

Product Details

Auto switched GPO

SW1802**	Dual auto switched power module Cut out size: 130.5 x 41.5mm
SW1802R**	Dual rotated auto switched power module Cut out size: 130.5 x 41.5mm
SW1812**	Dual auto switched power module mounted in thick panel bracket Cut out size: 190.5 x 55.5mm
SW1812R**	Dual rotated auto switched power module mounted in thick panel bracket Cut out size: 190.5 x 55.5mm
SW1802A**	Dual auto switched round earth pin power module Cut out size: 130.5 x 41.5mm
SW1804**	Quad auto switched power module Cut out size: 230.5 x 41.5mm
SW1804R**	Quad rotated auto switched power module Cut out size: 230.5 x 41.5mm
SW1814**	Quad auto switched power module mounted in thick panel bracket Cut out size: 290.5 x 55.5mm
SW1814R**	Quad rotated auto switched power module mounted in thick panel bracket Cut out size: 290.5 x 55.5mm
SW1806Q**	Six GPO module (quad + double) Cut out size: 351mm x 41.5mm
SW1806QR**	Six GPO module (quad rotated + double) Cut out size: 351mm x 41.5mm

Switched GPO

SW18S02**	Dual switched power module Cut out size: 180.5 x 41.5mm
SW18S04**	Quad switched power module Cut out size: 350 x 41.5mm

Round earth GPO

SW1802A**	Dual auto switched round earth pin power module 130.5 x 41.5mm
------------------	---

Thick panel brackets

FM2A#	Thick panel bracket for SW1702 power module 2-12mm Cut out size: 190 x 55.5mm
FM4A#	Thick panel bracket for SW1804 power module 2-12mm Cut out size: 290 x 55.5mm

Notes:

- » ** Denotes socket colour: Black (BK), White WT, Silver (SL), Red (RD)
- » Denotes bracket colour: Black (BK), White WT, Silver (SL)
- » For use with IT equipment only
- » Use of cleaning agents: Please ensure cleaning agents are compatible for use on moulded polycarbonate surfaces. Should any sign of degradation, cracking or discolouration be present or occur, immediately discontinue the use of the cleaning agent.

** Denotes socket colour: Black (BK), White WT, Silver (SL), Red (RD)
Denotes bracket colour: Black (BK), White WT, Silver (SL)

Disclaimer: CMS has made every attempt to ensure the accuracy and reliability of the information provided in this document are correct. All information contained in this document is to be used for general guidance only. CMS reserves the right to change, delete or modify the information without notice.
© CMS Electracom 2023