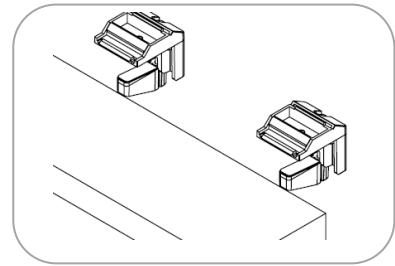


ATHENA RAIL

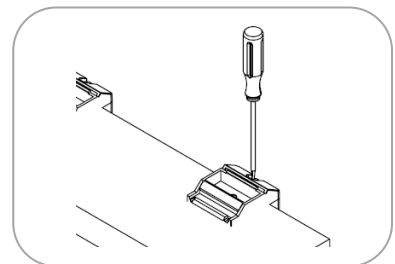
1 FIT CABLE CLAMPS

Make sure clamps sit within rail length
and do not foul on cables



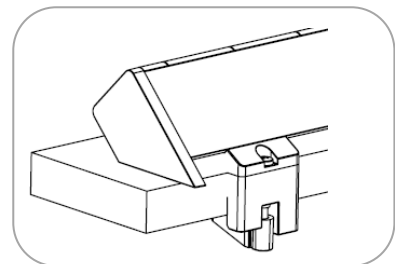
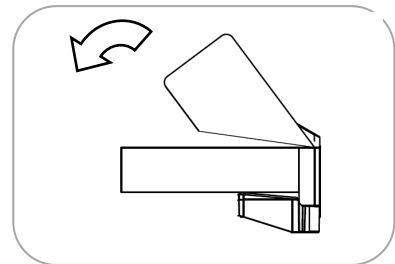
2 TIGHTEN CABLE CLAMP

Tighten screws until clamp is secure
DO NOT OVERTIGHTEN—TIGHTEN BY HAND ONLY



3 FIT RAIL

Position back edge of rail into clamp
Rotate rail towards desk surface
Rail will click into place



4 CONNECT TO POWER

Plug into power source

