

NOTE:
DC INPUT LOCATION WILL
VARY DEPENDING ON
ECHO CONFIGURATIONS

REV	DESCRIPTION	DATE	DRWN	APPV
6	140W USB C+C CONFIGURATIONS ADDED	27/5/2025	JB	RG
5	DC INPUT UPDATED	22/5/2024	JB	RG
4	NEW CONFIGURATION ADDED	29/1/2024	JB	RG
3	CHANGED TOLERANCE FROM 2mm TO 1mm	3/05/2023	GC	AP
2	WIRING DIAGRAM UPDATED	7/2/2023	JB	RG
1	RELEASED FOR PRODUCTION	16/12/2022	JB	RG
REVISIONS				

CUSTOMER SIGNATURE:	
MATERIAL:	PC FR
FINISH:	FINE EDM / POLISHED
COLOUR:	WHITE OR BLACK
THIS DRAWING & ASSOCIATED CAD FILES ARE ISSUED IN THE STRICTEST CONFIDENCE AND ARE ONLY TO BE USED IN THE COMMERCIAL INTERESTS OF CMS ELECTRACOM PTY LTD	

TOLERANCES UNLESS OTHERWISE STATED:

X ±0.5
X.X ±0.2
X.XX ±0.1
X.XXX ±0.05
ANG ±0.5°

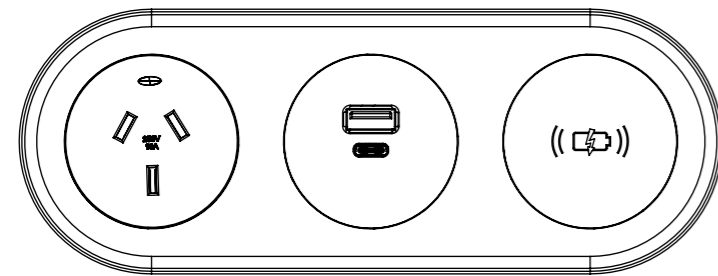
DRAWN IN mm TO AS1100 DO NOT SCALE

CMS Electracom COPYRIGHT © 2020

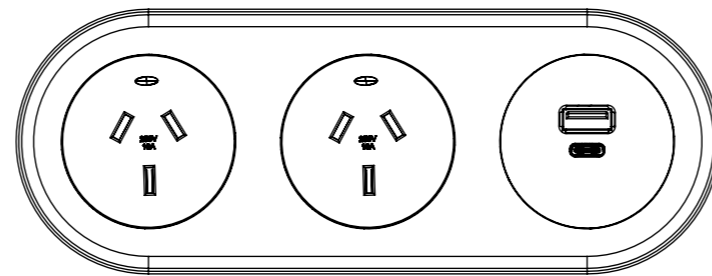
TITLE:
AU MULTI 3 ECHO DC CONFIGURATIONS

DRAWING: LU41652 **REV:** 6 **A3**

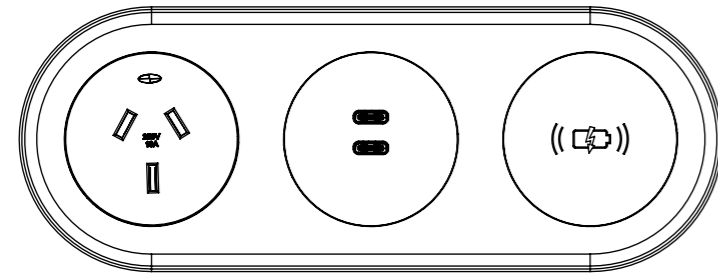
SCALE 1:5 SHEET 1 OF 5



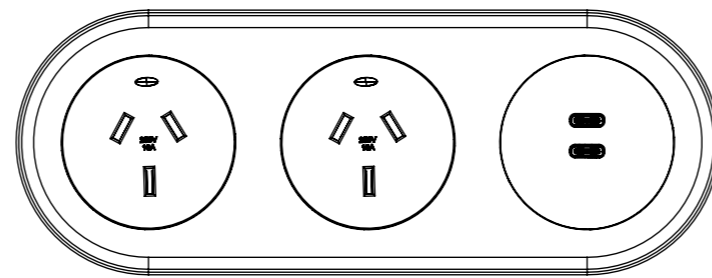
FRETU1UWXxxDXX



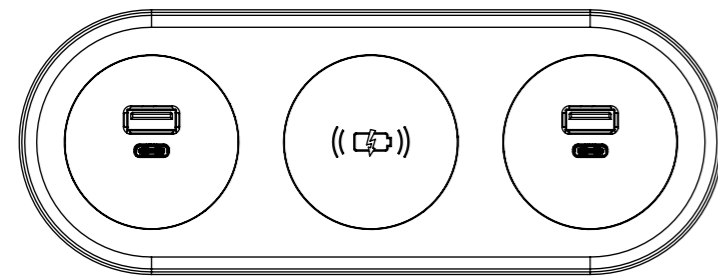
FRETU1A1UXxxDXX



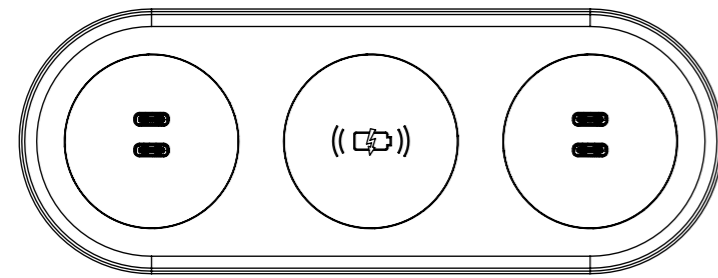
FRETU1UCWXXxxDXX



FRETU1A1UCXXxxDXX

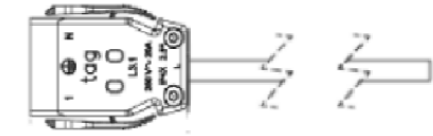


FRETUWUXxxXX



FRETUCWUCXXxxXX

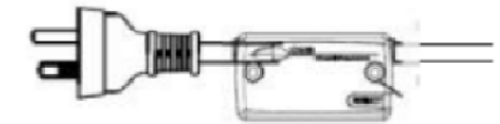
NOTE: ONLY APPLICIABLE WITH AU/NZ SOCKET



CABLE TYPE: 2.5MM
 DESCRIPTION: TAG CONNECTOR LEAD
 COLOUR: WHITE OR BLACK
 (REFER TO PURCHASE ORDER)
 LENGTH (mm):

xx	LENGTH (mm)
05	500
10	1000
15	1500
20	2000
25	2500
30	3000
35	3500
40	4000
45	4500
50	5000

NOTE: ONLY APPLICIABLE WITH AU/NZ SOCKET



CABLE TYPE: 1MM
 DESCRIPTION: AUSTRALIAN PLUG LEAD WITH THERMAL OVERLOAD
 COLOUR: WHITE OR BLACK
 (REFER TO PURCHASE ORDER)
 LENGTH (mm):

xx	LENGTH (mm)
05	500
10	1000
15	1500
20	2000
25	2500
30	3000
35	3500
40	4000
45	4500
50	5000

PART NUMBER: FRETU1UWXxxDXX

NOTE - X - LEAD TYPE (TAG OR 3PIN PLUG)

xx - LENGTH - 05 / 10 / 15 / 20 / 25 / 30 / 35 / 40 / 45 / 50

XX - COLOUR - WT / BK / (BK/BK) / (WT/WT) / (WT/WM)

CUSTOMER SIGNATURE:	TOLERANCES UNLESS OTHERWISE STATED: X ±0.5 X.X ±0.2 X.XX ±0.1 X.XXX ±0.05 ANG ±0.5°
MATERIAL: PC FR	
FINISH: FINE EDM / POLISHED	
COLOUR: WHITE OR BLACK	
THIS DRAWING & ASSOCIATED CAD FILES ARE ISSUED IN THE STRICTEST CONFIDENCE AND ARE ONLY TO BE USED IN THE COMMERCIAL INTERESTS OF CMS ELECTRACOM PTY LTD	

TOLERANCES UNLESS OTHERWISE STATED:

X ±0.5
 X.X ±0.2
 X.XX ±0.1
 X.XXX ±0.05
 ANG ±0.5°

DRAWN IN mm TO AS1100 DO NOT SCALE



CMS Electracom COPYRIGHT © 2020

TITLE:
 AU MULTI 3 ECHO DC CONFIGURATIONS

DRAWING:
 LU41652

REV:
 6

A3

SCALE 1:5

SHEET 2 OF 5