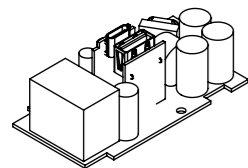
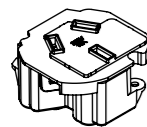


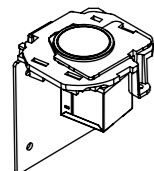
30W USB AC MODUAL = U



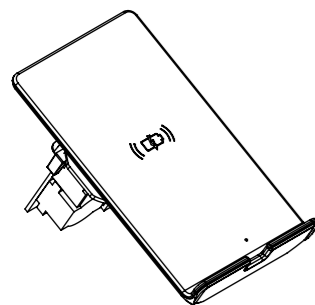
65W USB AC MODUAL = W



AU/NZ SOCKET OUTLET = A

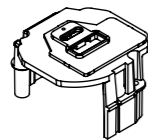


ENGAGE = N  
ENGAGE + RFID = R

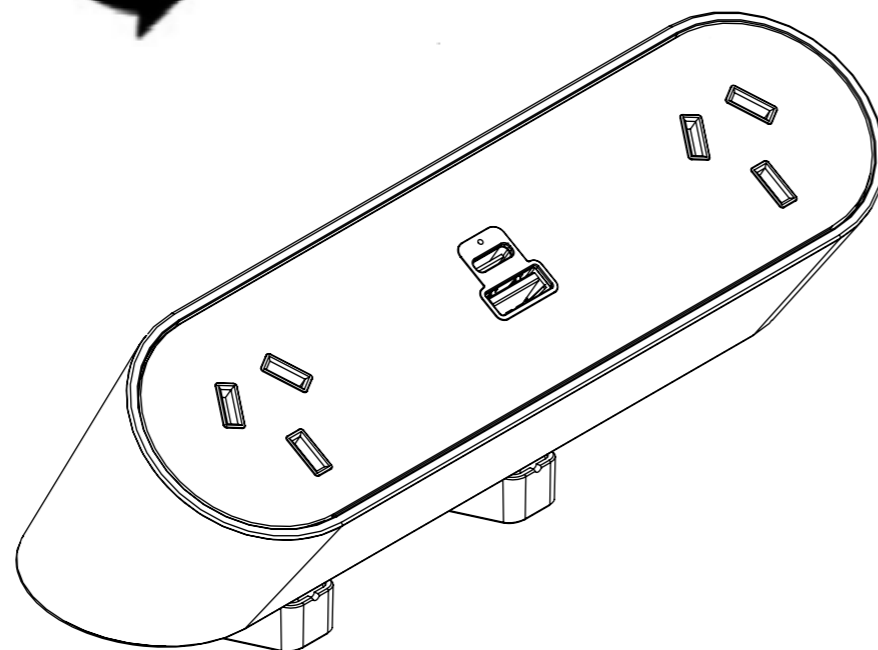


HELISTAND = P

USE SC\_CMS129\_08 WHEN  
INSTALLING USB



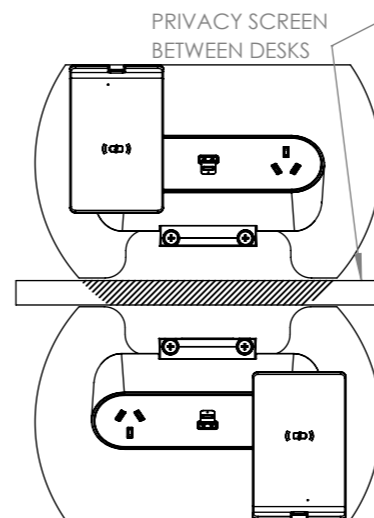
**FACTORY ONLY INSERTABLE MODULES  
REFER PAGE 2 FOR MODULE  
CONFIGURATION**



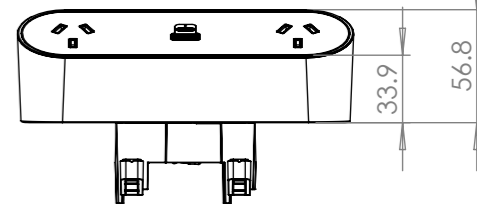
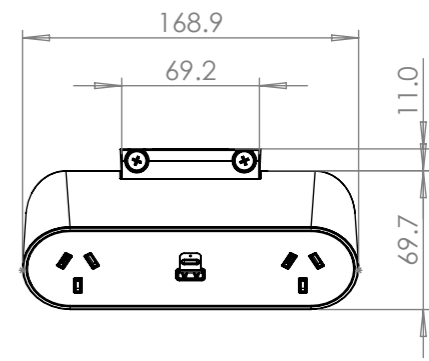
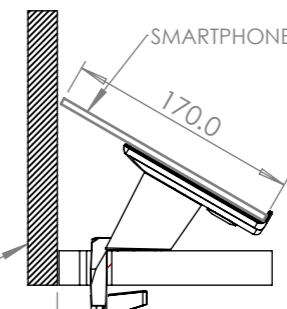
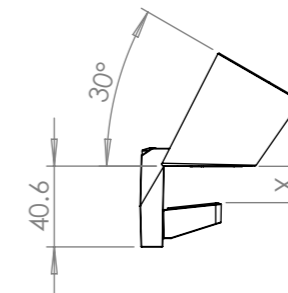
**ABOVE DESK CLAMP**

MIN TABLE THICKNESS: 20MM  
MAX TABLE THICKNESS: 32MM

NOTE:  
TABLE SCALLOP OF 40mm **MINIMUM**  
**REQUIRED** WHEN USING HELISTAND &  
PRIVACY SCREEN TO ALLOW ADDITIONAL  
SPACE FOR LARGER PHONES

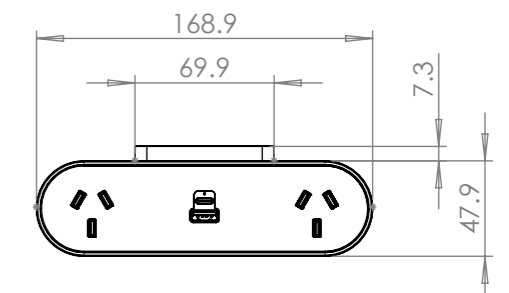
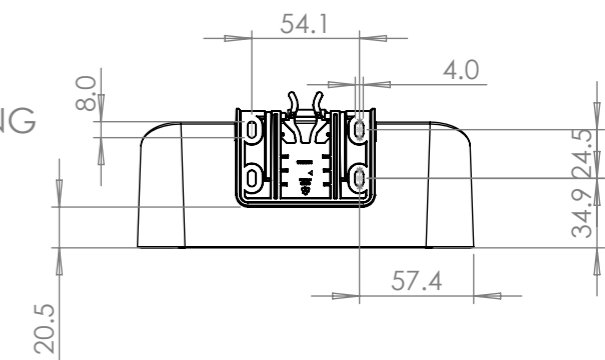
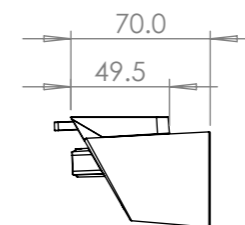


MINIMUM SCALLOP DISTANCE  
TO PRIVACY SCREEN



**UNDER DESK CLAMP**

COMPATIBLE MOUNTING  
SCREWS: 4G, 6G



REV	DESCRIPTION	DATE	DRWN	APPV
7	UPDAETD COLOUR TABLE	31/10/2023	JB	RG
6	FABRIC COLOUR TABLE UPDATED, HELISTAND SCALLOP NOTE ADDED	12/10/2023	JB	RG
5	NEW CONFIGURATIONS ADDED, BOM UPDATED	4/5/2023	JB	RG
4	NEW CONFIGURATIONS ADDED FOR ENGAGE	31.1.2023	JB	RG
3	EARTHING FOR USB 65W ADDED TO WIRING VIEW	5/10/2022	JB	RG
2	SCREW NOTE ADDED FOR USE OF TYPE 25 OR TYPE B	28/7/2022	JB	RG
1	RELEASED FOR PRODUCTION	8/4/2022	JB	RG
REVISIONS				

<b>CUSTOMER SIGNATURE:</b>
<b>MATERIAL:</b> PC FR
<b>FINISH:</b> FINE EDM / POLISHED / FABRIC
<b>COLOUR:</b> REFER TABLE
THIS DRAWING & ASSOCIATED CAD FILES ARE ISSUED IN THE STRICTEST CONFIDENCE AND ARE ONLY TO BE USED IN THE COMMERCIAL INTERESTS OF CMS ELECTRACOM PTY LTD

TOLERANCES UNLESS OTHERWISE STATED:

X ±0.5  
X.X ±0.2  
X.XX ±0.1  
X.XXX ±0.05  
ANG ±0.5°

DRAWN IN mm TO AS1100 DO NOT SCALE



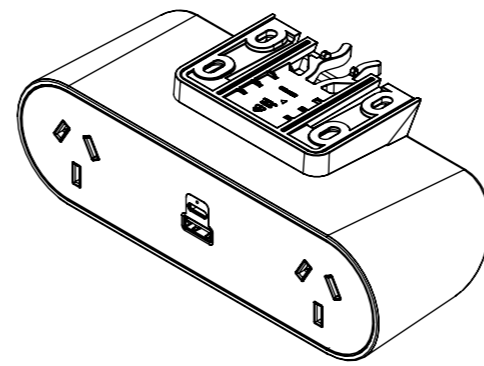
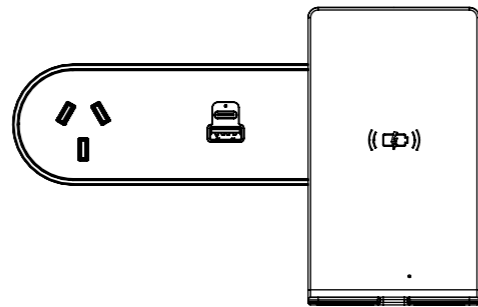

**CMS Electracom** COPYRIGHT © 2020

**TITLE:**  
NOVA TRIO AU CONFIGURATIONS

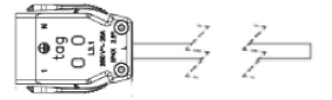
**DRAWING:** LU39296 **REV:** 7 **A3**

SCALE 1:2

SHEET 1 OF 10



NOTE:



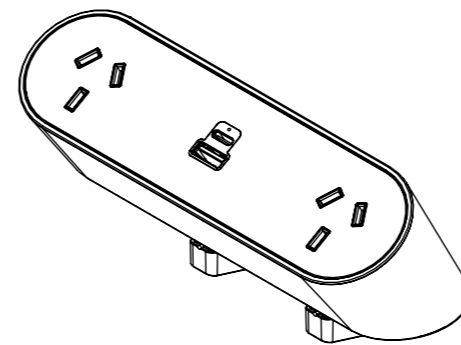
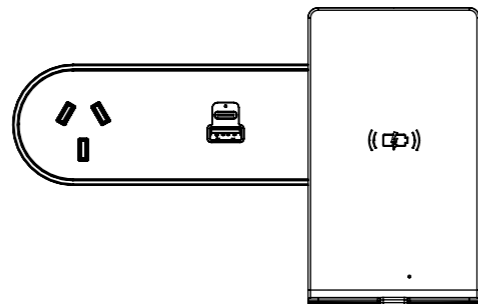
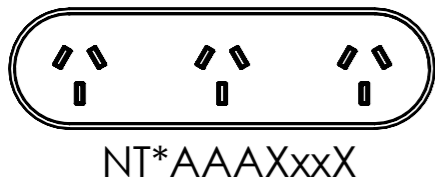
CABLE TYPE: 3 CORE x 2.5mm<sup>2</sup>  
 DESCRIPTION: TAG CONNECTOR LEAD  
 COLOUR: WHITE OR BLACK  
 (REFER TO PURCHASE ORDER)  
 LENGTH (mm):

xx	LENGTH (mm)
05	500
10	1000
15	1500
20	2000
25	2500
30	3000
35	3500
40	4000
45	4500
50	5000

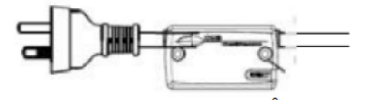


ABOVE DESK CLAMP ONLY

Z = UNDER DESK CLAMP




NOTE:




CABLE TYPE: 3 CORE x 1.0mm<sup>2</sup>  
 DESCRIPTION: AUSTRALIAN PLUG LEAD WITH THERMAL OVERLOAD  
 COLOUR: WHITE OR BLACK  
 (REFER TO PURCHASE ORDER)  
 LENGTH (mm):

xx	LENGTH (mm)
05	500
10	1000
15	1500
20	2000
25	2500
30	3000
35	3500
40	4000
45	4500
50	5000

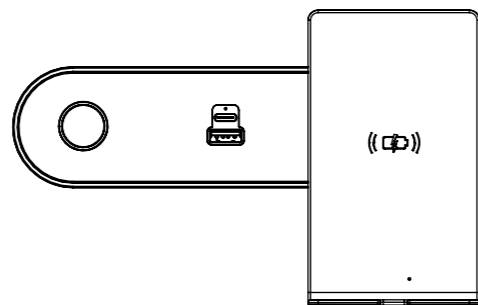


ABOVE DESK CLAMP ONLY

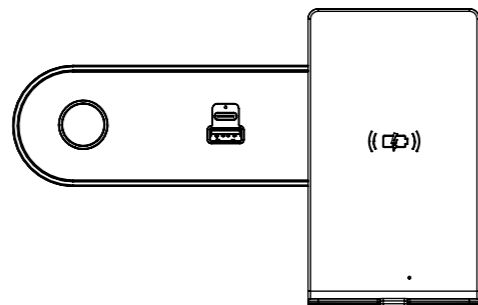
S = ABOVE DESK CLAMP



ABOVE DESK CLAMP ONLY



ABOVE DESK CLAMP ONLY



ABOVE DESK CLAMP ONLY

**PART NUMBER:** (REFER CONFIGURATION)XxxXX  
 NOTE - \* - CLAMP TYPE - (S = ABOVE DESK OR Z = UNDER DESK)  
 # - ENAGE (N = ENGAGE OR R = ENGAGE + RFID)  
 X - LEAD TYPE (TAG = T OR 3PIN PLUG = I)  
 xx - LENGTH - 05 / 10 / 15 / 20 / 25 / 30 / 35 / 40 / 45 / 50  
 XX - COLOUR - W / B + 1 / 2 / 3 / 4 +(OPTIONAL) A / B / C / D

COLOUR VARIATIONS	
PART NUMBER	DESCRIPTION
W	WHITE BODY & CLAMP
B	BLACK BODY & CLAMP
1	WHITE DECAL GLOSS
2	WHITE DECAL MATT
3	BLACK DECAL GLOSS
4	BLACK DECAL MATT
FABRIC FINISH REFER TO LU40870	
A	FABRIC COLOUR 1 - VANILLA
B	FABRIC COLOUR 2 - SMOKE
C	FABRIC COLOUR 3 - IRON FORMERLY KNOWN AS CHARCOAL
D	FABRIC COLOUR 4 - CHARCOAL FORMERLY KNOWN AS BLACK

<b>CUSTOMER SIGNATURE:</b>	<b>TOLERANCES UNLESS OTHERWISE STATED:</b>
<b>MATERIAL:</b> PC FR	X ±0.5
<b>FINISH:</b> FINE EDM / POLISHED / FABRIC	X.X ±0.2
<b>COLOUR:</b> REFER TABLE	X.XX ±0.1
	X.XXX ±0.05
	ANG ±0.5°
THIS DRAWING & ASSOCIATED CAD FILES ARE ISSUED IN THE STRICTEST CONFIDENCE AND ARE ONLY TO BE USED IN THE COMMERCIAL INTERESTS OF CMS ELECTRACOM PTY LTD	
DRAWN IN mm TO AS1100 DO NOT SCALE	



**TITLE:**  
NOVA TRIO AU CONFIGURATIONS

<b>DRAWING:</b> LU39296	<b>REV:</b> 7	<b>A3</b>
SCALE 1:2	SHEET 2 OF 10	