
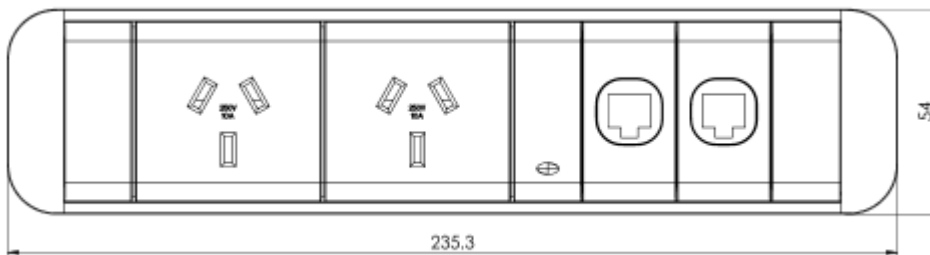


Power Rail Application

Type: Zeus Rail - 2 x GPO, Provision for 2 x Data

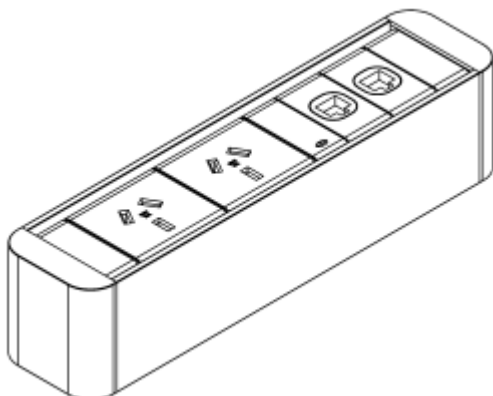
Part No: Z0202



STEP 1: SIT RAIL IN PREFERRED POSITION ONTO WORKSTATION

STEP 2: PUT BRACKETS ONTO THE EDGE OF THE WORKSTATION AND SLIDE THE RAIL EXTRUSION TO CONNECT WITH THE BRACKETS

STEP 3: SCREW BRACKETS TO TIGHTEN AND HOLD RAIL IN PLACE



FOR MORE INFORMATION GO TO:

www.cmselectra.com