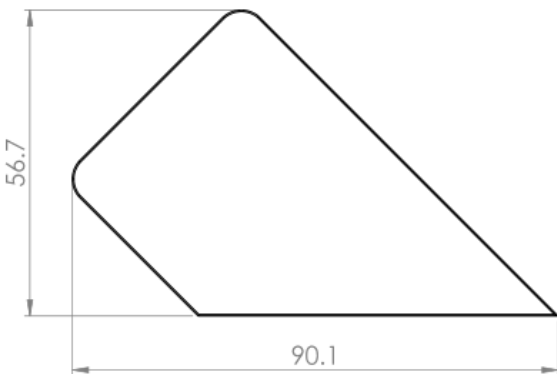
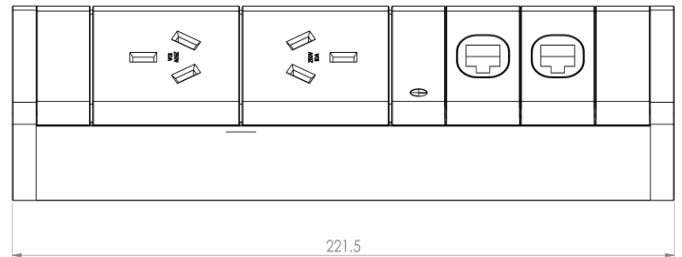
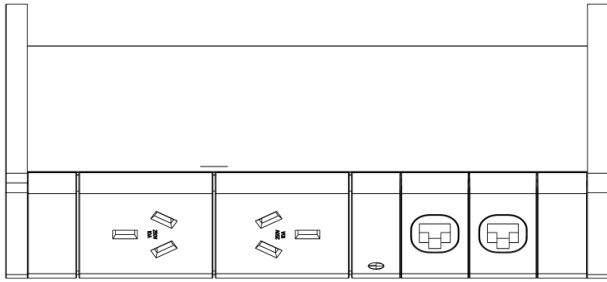


Power Rail Application

Type: Athena Rail - 2 x GPO (Rotated) and Provision for 2 x Data

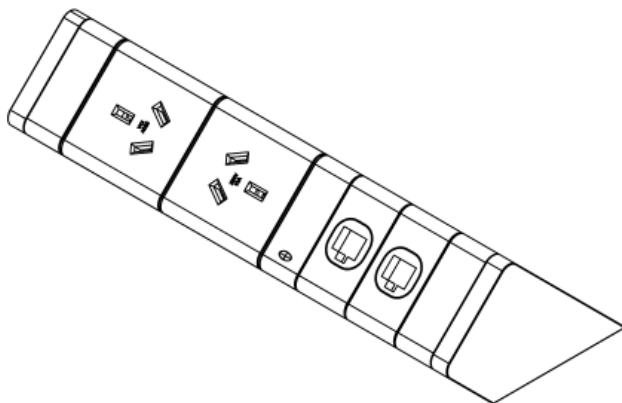
Part No: A02R02



STEP 1: SIT RAIL IN PREFERRED POSITION ONTO WORKSTATION

STEP 2: PUT BRACKETS ONTO THE EDGE OF THE WORKSTATION AND SLIDE THE RAIL EXTRUSION TO CONNECT WITH THE BRACKETS

STEP 3: SCREW BRACKETS TO TIGHTEN AND HOLD RAIL IN PLACE



FOR MORE INFORMATION GO TO:

www.cmselectra.com