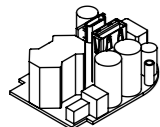
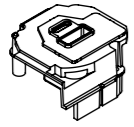


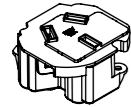
USE SC_CMS129_08 WHEN
INSTALLING USB



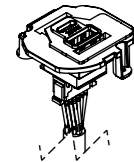
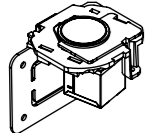
USB AC MODUAL = U




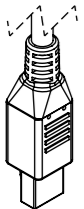
AU/NZ SOCKET OUTLET = A



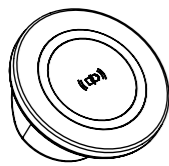
ENGAGE = N
ENGAGE + RFID = R



100W USB AC = V
118W USB AC = Q
140W USB AC = Y

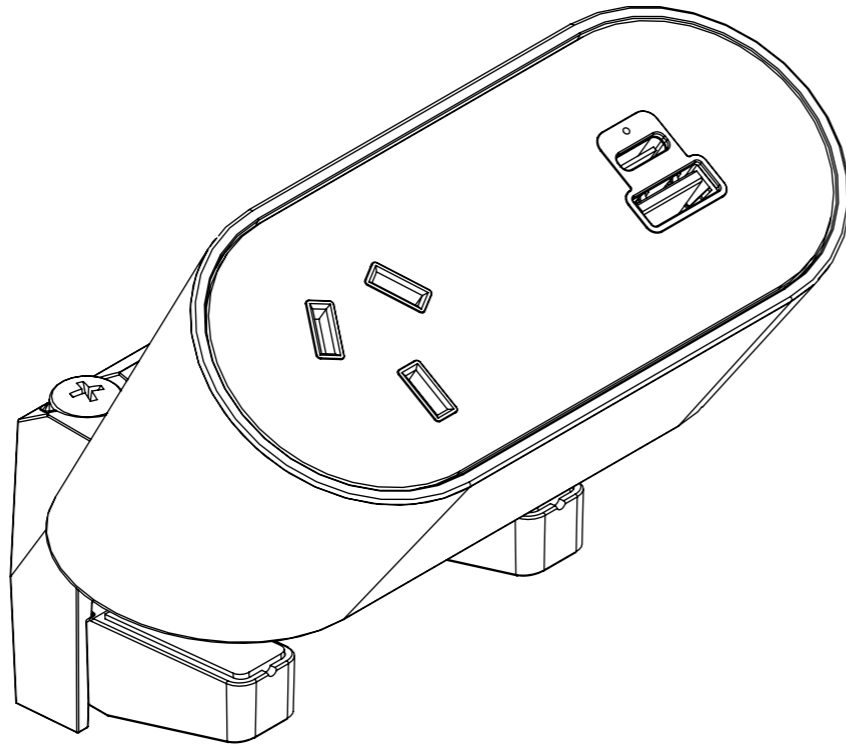


HELIPAD (15W) = J3
NON-QI2



HELIPAD (15W) = J3
NON-QI2

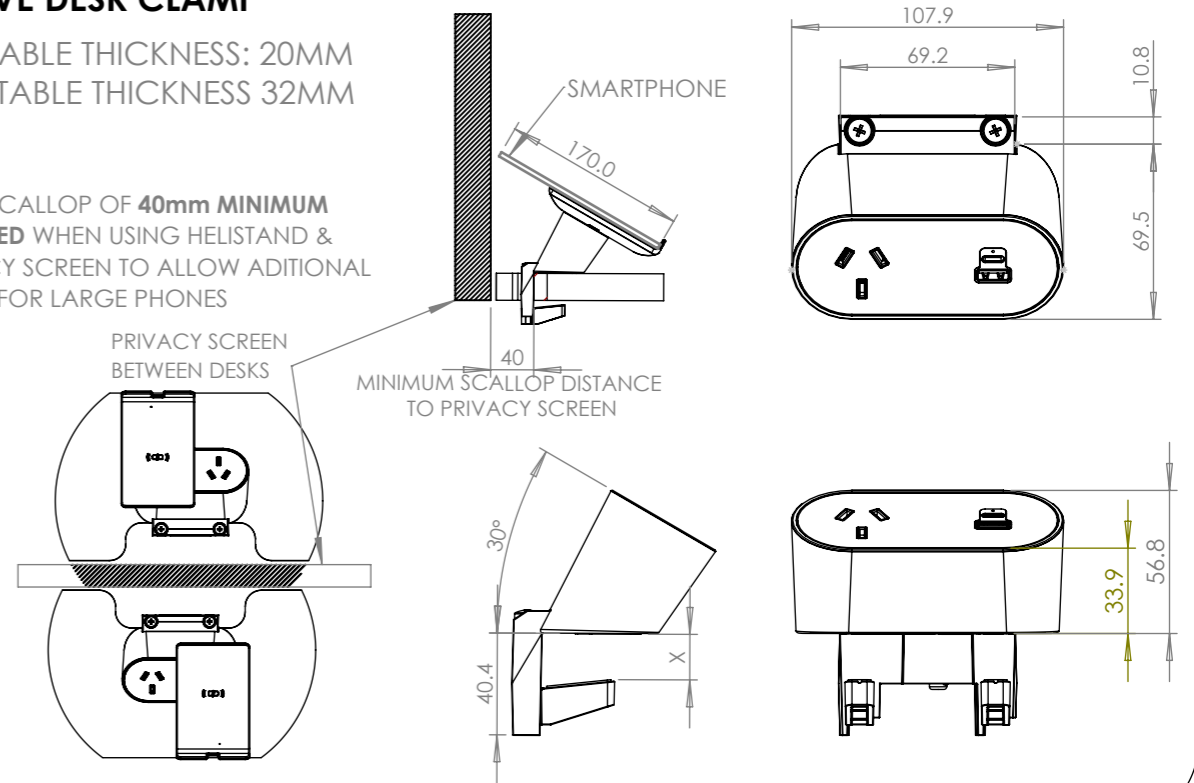
**FACTORY ONLY INSERTABLE MODULES
REFER PAGE 2 FOR MODULE
CONFIGURATION**



ABOVE DESK CLAMP

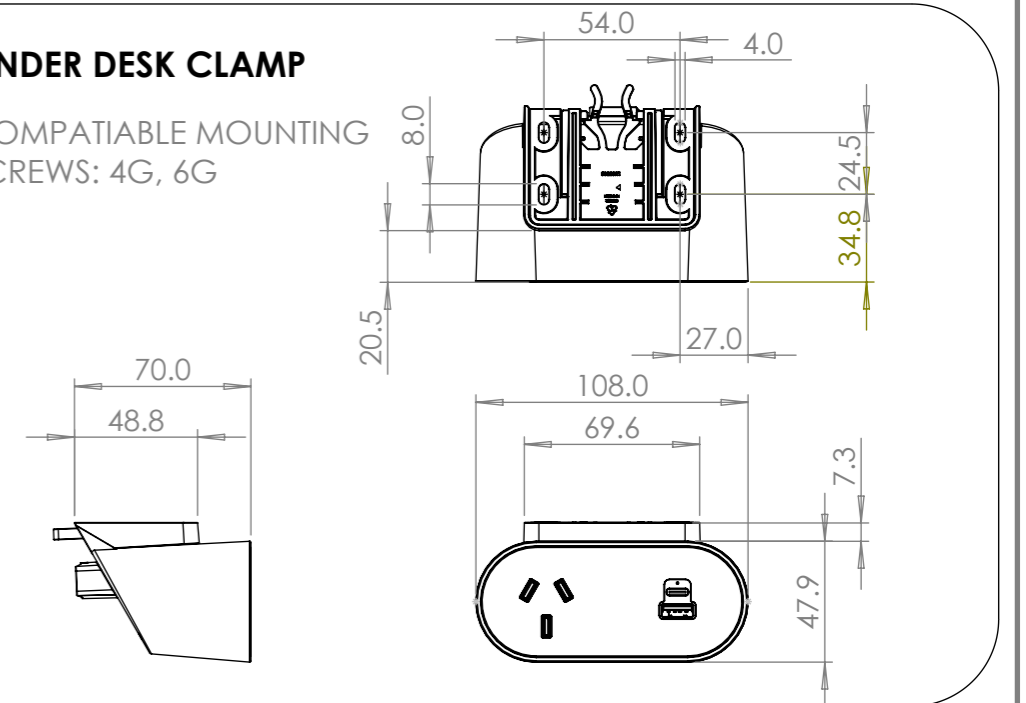
MIN TABLE THICKNESS: 20MM
MAX TABLE THICKNESS 32MM

NOTE:
TABLE SCALLOP OF **40mm MINIMUM
REQUIRED** WHEN USING HELISTAND &
PRIVACY SCREEN TO ALLOW ADDITIONAL
SPACE FOR LARGE PHONES



UNDER DESK CLAMP

COMPATIBLE MOUNTING
SCREWS: 4G, 6G



1	RELEASED FOR PRODUCTION	5/5/2025	JB	RG
REV	DESCRIPTION	DATE	DRWN	APPV
REVISIONS				

CUSTOMER SIGNATURE:	
MATERIAL:	PC FR
FINISH:	FINE EDM / POLISHED / FABRIC
COLOUR:	REFER TABLE
THIS DRAWING & ASSOCIATED CAD FILES ARE ISSUED IN THE STRICTEST CONFIDENCE AND ARE ONLY TO BE USED IN THE COMMERCIAL INTERESTS OF CMS ELECTRACOM PTY LTD	

TOLERANCES UNLESS OTHERWISE STATED:
X ±0.5
X.X ±0.2
X.XX ±0.1
X.XXX ±0.05
ANG ±0.5°
DRAWN IN mm TO AS1100 DO NOT SCALE

CMS Electracom COPYRIGHT © 2020

TITLE:
NOVA DUO NON-QI2 AU CONFIGURATIONS

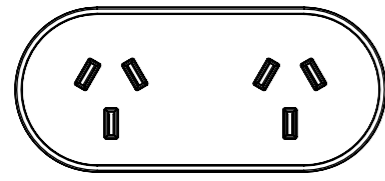
DRAWING:
LU48326

REV:
1

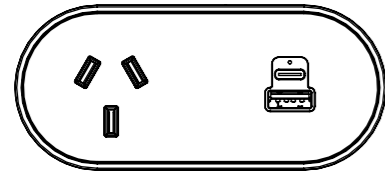
SCALE 1:2

A3

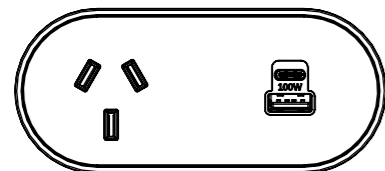
SHEET 1 OF 12



ND*AAXxxxXX

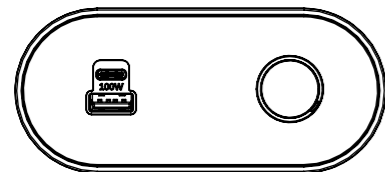


ND*AUXxxxXX



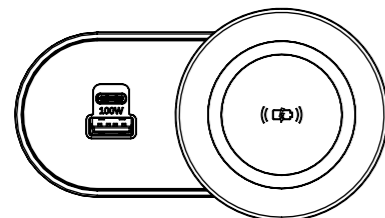
ND*A1XxxxXX

ONLY AVAILABLE IN ABOVE DESK CLAMP



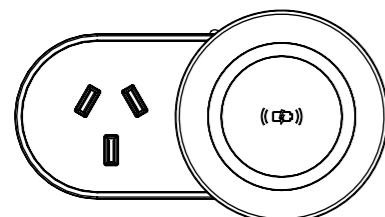
ND*1#XxxxXX

ONLY AVAILABLE IN ABOVE DESK CLAMP



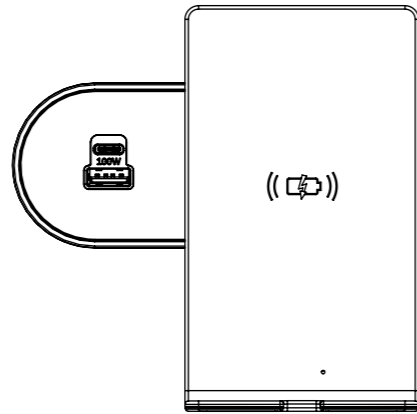
ND*1J3XxxxXX

ONLY AVAILABLE IN ABOVE DESK CLAMP



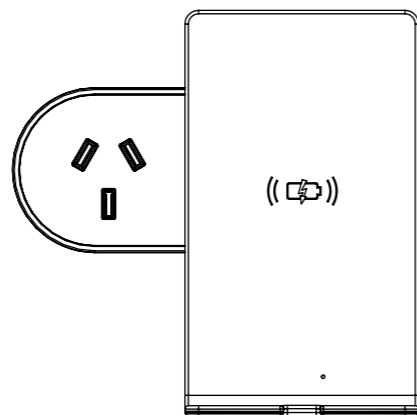
ND*A1J3XxxxXX

ONLY AVAILABLE IN ABOVE DESK CLAMP



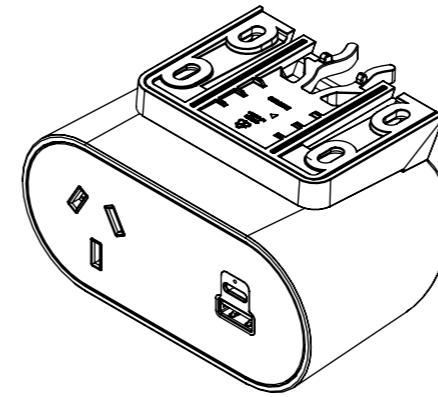
ND*1PXxxxXX

ONLY AVAILABLE IN ABOVE DESK CLAMP

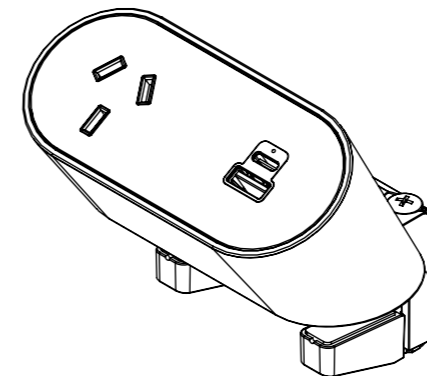


ND*APXxxxXX

ONLY AVAILABLE IN ABOVE DESK CLAMP

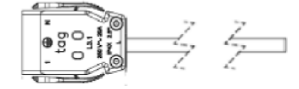


Z = UNDER DESK CLAMP



S = ABOVE DESK CLAMP

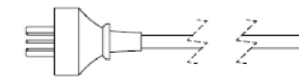
NOTE:



CABLE TYPE: 3 CORE x 2.5mm²
DESCRIPTION: TAG CONNECTOR LEAD
COLOUR: WHITE OR BLACK
(REFER TO PURCHASE ORDER)
LENGTH (mm):

xx	LENGTH (mm)
05	500
10	1000
15	1500
20	2000
25	2500
30	3000
35	3500
40	4000
45	4500
50	5000

NOTE:



CABLE TYPE: 3 CORE x 1.0mm²
DESCRIPTION: AUSTRALIAN PLUG LEAD
COLOUR: WHITE OR BLACK
(REFER TO PURCHASE ORDER)
LENGTH (mm):

xx	LENGTH (mm)
05	500
10	1000
15	1500
20	2000
25	2500
30	3000
35	3500
40	4000
45	4500
50	5000

COLOUR VARIATIONS

PART NUMBER	DESCRIPTION
W	WHITE BODY & CLAMP
B	BLACK BODY & CLAMP
1	WHITE DECAL GLOSS
2	WHITE DECAL MATT
3	BLACK DECAL GLOSS
4	BLACK DECAL MATT
FABRIC FINISH REFER TO LU40741	
A	FABRIC COLOUR 1 - VANILA
B	FABRIC COLOUR 2 - SMOKE
C	FABRIC COLOUR 3 - IRON FORMERLY KNOWN AS CHARCOAL
D	FABRIC COLOUR 4 - CHARCOAL FORMERLY KNOWN AS BLACK

PART NUMBER: (REFER CONFIGURATION)xxXX

NOTE - * - CLAMP TYPE - (S = ABOVE DESK OR Z = UNDER DESK)
- ENGAGE (N = ENGAGE OR R = ENGAGE + RFID)
1 - USB (V = 100W USB AC OR Q = 118W USB AC OR Y = 140W USB AC)
X - LEAD TYPE (TAG = T OR 3PIN PLUG = I)
xx - LENGTH - 05 / 10 / 15 / 20 / 25 / 30 / 35 / 40 / 45 / 50
XX - COLOUR - W / B + 1 / 2 / 3 / 4 + (OPTIONAL) A / B / C / D

CUSTOMER SIGNATURE:	TOLERANCES UNLESS OTHERWISE STATED:
MATERIAL: PC FR	X ±0.5
FINISH: FINE EDM / POLISHED / FABRIC	X.X ±0.2
COLOUR: REFER TABLE	X.XX ±0.1
	X.XXX ±0.05
	ANG ±0.5°
THIS DRAWING & ASSOCIATED CAD FILES ARE ISSUED IN THE STRICTEST CONFIDENCE AND ARE ONLY TO BE USED IN THE COMMERCIAL INTERESTS OF CMS ELECTRACOM PTY LTD	
DRAWN IN mm TO AS1100 DO NOT SCALE	



TITLE: NOVA DUO NON-Q12 AU CONFIGURATIONS

DRAWING: LU48326	REV: 1	A3
SCALE 1:2	SHEET 2 OF 12	