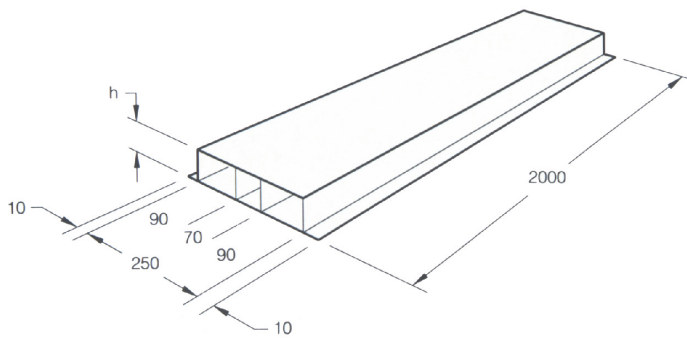
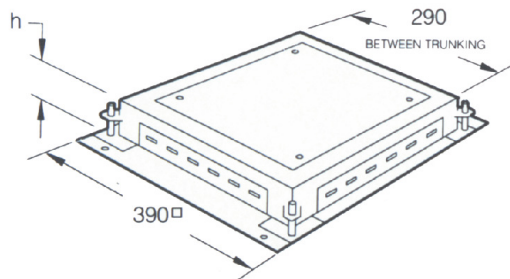


# SCREED TRUNKING

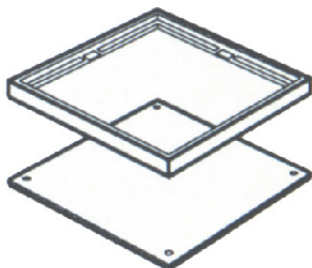
## Base trunking



## Junction boxes



## Carpet trim for Junction box



*h = Adjustable height range 60 to 85mm*

### Special Features:

- Simple to install
- Sturdy construction
- 2mm thick steel trunking
- 2 compartment floorbox
- Moulded carpet trim

BASE TRUNKING	H	PART NO.
Standard	28	ST20028
Large capacity	38	ST20038

### JUNCTION BOX:

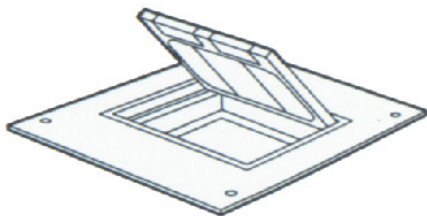
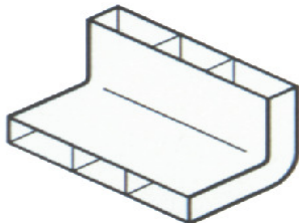
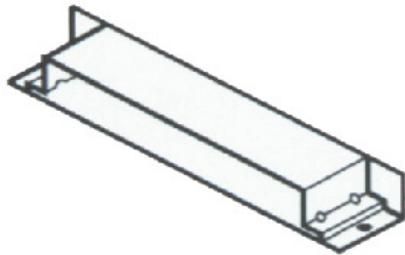
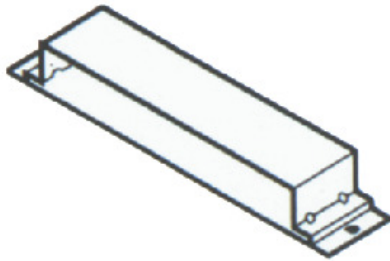

- Die cast lid for maximum strength
- Adjustable height for easy levelling

JUNCTION BOX	TYPE	PART NO.
Crossover	Adjustable	ST20138
Elbow	Adjustable	ST20238
Straight/Floor box	Adjustable	ST20338

THE SUPERLIM JUNCTION BOXES HAVE BEEN SPECIFICALLY DESIGNED TO BE USED WITH THE SUPERSLIM 23MM TRUNKING. FLOORBOXES CANNOT BE USED WITH THIS SYSTEM. USE SUPERSLIM SINGLE OUTLET

\* This product is made to order

\* Special sizes upon request



COUPLER	H	PART NO.
Superslim	23	ST20523
Standard	28	ST20528
Large capacity	38	ST20538

END CAP	H	PART NO.
Superslim	23	ST20623
Standard	28	ST20628
Large capacity	38	ST20638

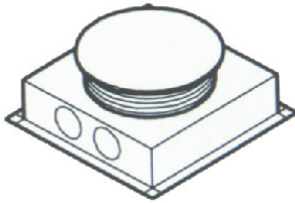
VERTICAL BEND	H	PART NO.
Superslim	23	ST20723
Standard	28	ST20728
Large capacity	38	ST20738

3 COMPARTMENT FLOOR BOX (EMPTY)	PART NO.
N/A	ST20400

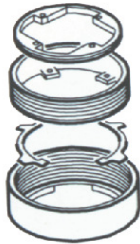
**USE IN CONJUNCTION WITH THE ADJUSTABLE JUNCTION BOXES ST20338. FLOORBOXES ARE SUPPLIED WITH ALL FIXINGS AND EDGE TRIMMINGS. ACCESSORY MOUNTING PLATES MUST BE ORDERED SEPARATELY.**

SINGLE OUTLETS	PART NO.
Steel blank	CL58186
Dome lid	CL1075GRY
Plastic blank	CL1575GRY

**USE IN CONJUNCTION WITH THE ADJUSTABLE JUNCTION BOXES ST20338. FLOORBOXES ARE SUPPLIED WITH ALL FIXINGS AND EDGE TRIMMINGS. ACCESSORY MOUNTING PLATES MUST BE ORDERED SEPARATELY.**



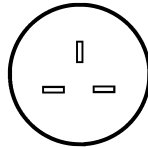
SINGLE OUTLET BOX FOR CONDUIT INSTALLATION	PART NO.
N/A	ST200
<b>KNOCKOUTS: 23MM          HEIGHT ADJUSTMENT: 60 TO 75MM          USE SINGLE OUTLET 24MM SPACERS (PART NO. CL55528) FOR THICKER SCREED</b>	



OUTLET BODY FOR IN-SCREED	H	PART NO.
Standard	30-45	ST100
Superslim	26-40	ST50
<b>HEIGHT ADJUSTMENT ABOVE TRUNKING</b>		



SPACER	PART NO.
24mm Spacer	CL55528
<b>HEIGHT ADJUSTMENT ABOVE TRUNKING</b>	



ACCESSORIE PLATES	PART NO.
1 Gang S.O	CL10021
Punched for LJ	CL20021
Blank plate	CL30021
<b>HEIGHT ADJUSTMENT ABOVE TRUNKING</b>	

Hole cutters and template data sheets are available from Ackermann on request.